

JELD-WEN
WINDOWS & DOORS

DF WINDOWS®
COLLECTION


VINYL WINDOW, HYBRID WINDOWS & EXTERIOR DOORS





Table of Content

Double or Single Hung Windows	5
Casement Windows	7
Awning Windows	9
Double-slider Windows	11
Hybrid Casement and Awning Windows	13
Specialty Windows	15
Sliding Patio Doors	17
Steel & Fibreglass Door Styles	20
Window Exterior Finishing Mouldings	22
Entry Door Options	23
Colours & Grilles	24
Glass Options	26
Warranty Information	27



JELD-WEN DONAT FLAMAND COLLECTION

With a combination of style, energy efficiency and functionality, the DF Windows® Collection from JELD-WEN is your superior choice for renovation and new build projects. Vinyl windows and doors provide long-lasting durability, low maintenance and year-round comfort in any climate.

JELD-WEN has a reputation for building the most reliable window and door products on the market. The DF Collection offers an exceptional series of products that integrate beauty with technical superiority and place strong emphasis on the quality that is consistent in every detail.

Eye-catching, energy efficient, secure and easy to care for, the JELD-WEN DF Collection of windows and doors has been created in response to the needs of people who require products that embody the marriage of beauty and function in a single package.

A TRADITION OF EXCELLENCE FOR OVER 50 YEARS.

For over 50 years, JELD-WEN has committed to environmentally responsible practices and products. We continue to develop and implement measures that build upon our proud history as a leader in environmental responsibility. These measures allow us to reduce waste, maximize efficient utilization of materials, minimize our impact on environmental resources and provide our customers with environmentally beneficial products.

The DF Collection of vinyl windows, patio doors and exterior doors adds function and beauty to any home. With industry leading standard features and accessory options, the DF Collection is your reliable choice. In addition, each and every product offered in the DF line strives for maximum energy efficiency to lower heating and cooling costs. The combination of beauty, function and style options offered in the DF Collection is second to none. For any new construction or renovation project, trust our superior manufacturing and support team to deliver complete orders.





DOUBLE OR SINGLE HUNG WINDOWS

Single or double hung windows are best suited to complement traditional architectural styles.

Both styles feature a sliding sash that allows for complete control of air movement.



Single Hung window exterior in Wicker with Georgian Wicker/White rectangular sealed grilles

Single - DF3613

The fixed sash of our DF3613 windows provides an exceptional seal, and a 15° sloped sill optimizes water drainage to guarantee efficiency and reliability for years to come.

Double - DF3604

Our DF3604 double-hung windows seamlessly combine performance and easy maintenance. A 15° sloped sill optimizes water drainage, while sturdy coil balances stabilize open sashes. Both sashes tilt in for easy cleaning.



Jamb Jacks

Integrated jamb jacks for easy adjustment during installation of the double hung.



1

Integrated Sash Lift

Easy handling and good looks

The handle used to open the window is not only stylish, but an integral part of the window sash, ensuring years of worry-free use.




2

Locking System

Security above all

Hung windows use both camlocks and tilt latches to keep windows anchored and secure.



CASEMENT WINDOWS

Casement windows complement modern designs while providing maximum ventilation.

These windows open wide from a hinged side, like a door.



Casement window exterior in Clay with transom style simulated divided lites

DF3103

Known for their superior quality and durability, the all-vinyl casement windows in the DF3103 series will win you over with their elegance.

Frame Options



3 1/4"




4 9/16"



Tripane Insulated Glass

Comfort for all seasons

Windows equipped with our new tripane insulated glass option offer unparalleled performance and superior energy efficiency.



1 Multi-Point Locking System

Provides security and a tight seal

Our cast-metal multi-point lock is standard on all casement windows. Multiple locks provide added security and a tight seal.



3 Truth Encore Hardware

Easy handling for extended use

Rounded operator with white folding handle for easy opening. Made from high-performance materials for years of carefree use.



2 Sash • Finishing at its best

Sashes with shadow-groove corner cleaning to ensure a cleaner, more consistent finish.

1

2



AWNING WINDOWS

Awning windows open from the bottom in an outward swing, allowing air movement in any kind of weather.

Awning windows can be combined with other window styles to create an intriguing look.



*Awning window exterior in Smoke with
Prairie-style tubular sealed grilles in Brass*

Frame Options



3 1/4"



4 9/16"



Tripane Insulated Glass

Comfort for all seasons

Windows equipped with our new tripane insulated glass option offer unparalleled performance and superior energy efficiency.

DF3113

DF3113 all-vinyl awning windows will complement the beauty of your residence. They offer exceptional energy efficiency and durability with stand-out style.



Double Operator

For smooth operation

Window with dual arm operator makes opening effortless.



1

Sash • Finishing at its best

Sashes with shadow-groove corner cleaning to ensure a cleaner, more consistent finish.



2

Truth Encore Hardware

Easy handling for extended use

Rounded operator with white folding handle for easy opening. Made from high-performance materials for years of carefree use.



DOUBLE-SLIDER WINDOWS

DF3304 double-slider windows are designed for all climates. The frame is 3 1/4" thick and is available in numerous frame and moulding combination options as well as a wide selection of sizes. They are sure to please.



Slider window exterior in Mocha Cream without grille



Slider With Tilt-In Option - DF3306

How did we make cleaning and maintaining slider windows child's play? Our slider sashes tilt inward! Even the most exacting consumers will appreciate this innovative feature and the airtight seal also protects against air and water infiltration. Just as efficient and reliable as casement windows, JELD-WEN sliders with tilt-in option deliver first-in-class design and sophistication.



1

Metal Cast Camlock


Metal cast camlock to maintain airtightness and security. Standard in the DF3304 and DF3306 series.



2

Spring-Loaded Lock

Facilitates sash cleaning. Standard in the DF3306 series.



HYBRID CASEMENT AND AWNING WINDOWS

Once again, JELD-WEN has created an innovative and high-quality window. Renowned for offering years of reliable and durable service, the DF Windows Collection DF3103 series casement windows and DF3113 series awning windows are now available in hybrid versions. Offering the same features, easy maintenance and high performance as an all-vinyl product, aluminum exterior finishings offer even greater durability and add to your home's cachet.



Hybrid casement window with aluminum-clad exterior in Commercial Brown and transom style simulated divided lites

Hybrid casement window with white vinyl interior finishing



Dual arm operator
For simple and effortless opening.

Frame Options



3 1/4"



4 9/16"



Trip-pane Insulated Glass

Comfort for all seasons

Windows equipped with our new tripane insulated glass option offer unparalleled performance and superior energy efficiency.



1

Cladding
Extruded aluminum provides added durability and a crisp finish.



2

Exterior Trim
Choose the 3 1/2" brickmould to create a traditional look and feel. Also available in 1 1/2".

* Standard: white interior and choice of six standard colours on the exterior

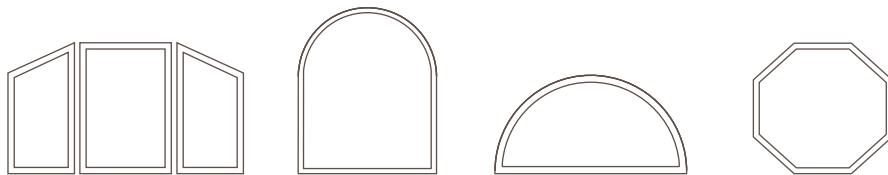


SPECIALTY WINDOWS RADIUS & GEOMETRIC BAY & BOW

Specialty Windows - Our Custom-Made Signature Designs

We are passionate about making your architectural projects come to life. We place our expertise at your service to design a made-to-measure window according to your personal specifications. Built with care according to unequalled quality criteria, your window will bear the JELD-WEN signature — a sign of reliability.

Every radius and geometric window is unique. These windows come in a wide array of beautiful shapes, such as half-round, quarter-round, full round segment arch and elliptical.





SLIDING PATIO DOORS



R401

Infinite Possibilities — R401/FR401

Our R401 sliding patio doors offer the best of both worlds with high performance and a budget-friendly price. A French-style version of the door is also available (FR401), featuring an exclusively designed decorative appliqué at the base of each sash. The R401/FR401 comes with a multi-purpose frame and a wide variety of options for grilles, handle finishes, transoms and sidelites.

The R401/FR401: the right choice.



FR401



R470 LOOK

Truly Different — R470LOOK

This innovative new product gives you the breezy good looks of a garden door without taking up the space of indoor shutters. The all-vinyl R470LOOK is stronger than ever, easy to open and lets more light in. You've never seen anything like it. A range of features are available, such as multi-point locking systems, varying frame thickness, grille options and internal blinds.



1

Standard Handle Finishes

With a number of standard handle finishes available, choosing an option that complements the décor of your home is easy.

Hybrid: Aluminum-Vinyl Combination

Our hybrid patio door is the product of an intelligent combination of aluminum and vinyl. It boasts the easy maintenance and high-performance of an all-vinyl patio door on the inside and the durability and flexibility of aluminum on the outside. Also available in a range of darker colours, it perfectly matches every style of window and architecture for a harmonious exterior aesthetic for your home.

CREATE a GRAND ENTRANCE

Beauty & Practicality

The entry door to your home is one of the finest ways to make a great first impression – and hint at what lies within. With a DF Collection entry door you can welcome guests in to your home with style while maintaining year-round comfort and security.



CONTOURSP^{PLUS}™ STEEL DOORS

We use the JELD-WEN ContoursPlus door for its superior durability, insulating qualities and its distinctive beaded sticking profile. With dramatic shadow lines and the look of true wood, this profile has curb appeal previously unavailable in a steel door. You'll also benefit from our cold-climate design, which teams the insulation qualities of our steel door with a protective weatherstripping to further block water and air infiltration. The result is an entry or garden door that gives you safety and comfort no matter what the weather brings.




- Wood stiles and rails create a complete thermal break
- Two coats of low-sheen, baked-on enamel primer
- 24-gauge steel skin
- One-piece polystyrene core eliminates core voids and delivers long-lasting insulation
- Beaded sticking profile

Steel Door Construction


ContoursPlus steel doors are built with a tough, 24-gauge steel skin for all-weather performance. The mitered 1" wood stiles and rail corners prevent water absorption, while the one-piece custom-fitted polystyrene core exceeds NFRC industry standards for U-factor retention. Lock blocks of 12" kiln-dried wood provide complete lock and deadbolt support. ContoursPlus doors are available with a standard wood edge and they come ready to paint, with two coats of durable baked-on enamel primer.

FIBREGLASS DOORS


Our fiberglass exterior doors feature greater detailing for a more genuine wood appearance. Made to be architecturally authentic and extremely durable, fiberglass will not rot, crack or split and is structurally sound so it can be counted on for trouble-free performance in any weather. Available in a wide variety of sizes and styles to work with the look of any home, our smooth designs can be painted while textured designs can be painted or stained.



Oak



Rosewood



Walnut

DECORATIVE DOOR LITES

Adding decorative glass inserts to our ContoursPlus steel and fiberglass doors helps create distinction and individuality for your home. Select from a variety of sizes and patterns including etched designs, beveled glass and decorative lites. Our selection ensures that the end result will provide all the natural light you wish without compromising security or privacy.



**3 Panel Arch**

2'6" x 6'8"
 2'8" x 6'8" ■
 2'10" x 6'8" ■
 3'0" x 6'8" ■
 3'6" x 6'8"

2'6" x 8'0"
 2'8" x 8'0"
 2'10" x 8'0"
 3'0" x 8'0"

**3/4 Oval - 2 panels**

2'6" x 6'8"
 2'8" x 6'8" ■
 2'10" x 6'8" ■
 3'0" x 6'8" ■
 3'6" x 6'8"

2'6" x 8'0"
 2'8" x 8'0"
 2'10" x 8'0"
 3'0" x 8'0"

**6 Panel**

2'6" x 6'8" ■
 2'8" x 6'8" ■■
 2'10" x 6'8" ■■
 3'0" x 6'8" ■■
 3'6" x 6'8" ■■

2'6" x 8'0"
 2'8" x 8'0" ■
 2'10" x 8'0" ■
 3'0" x 8'0" ■

**1/2 Lite**

2'6" x 6'8" ■
 2'8" x 6'8" ■■
 2'10" x 6'8" ■■
 3'0" x 6'8" ■■
 3'6" x 6'8" ■■

2'6" x 8'0"
 2'8" x 8'0" ■
 2'10" x 8'0" ■
 3'0" x 8'0" ■

**Top Rectangle
4 panel**

2'6" x 6'8"
 2'8" x 6'8" ■
 2'10" x 6'8" ■■
 3'0" x 6'8" ■■
 3'6" x 6'8" ■■

2'6" x 8'0"
 2'8" x 8'0"
 2'10" x 8'0"
 3'0" x 8'0"

**4 panel**

2'6" x 6'8"
 2'8" x 6'8" ■
 2'10" x 6'8" ■
 3'0" x 6'8" ■
 3'6" x 6'8"

2'6" x 8'0"
 2'8" x 8'0"
 2'10" x 8'0"
 3'0" x 8'0"

**1/2 Moon 4 panels**

2'6" x 6'8"
 2'8" x 6'8" ■
 2'10" x 6'8" ■
 3'0" x 6'8" ■
 3'6" x 6'8"

2'6" x 8'0"
 2'8" x 8'0"
 2'10" x 8'0"
 3'0" x 8'0"

**Top 2 lites
4 panels**

2'6" x 6'8"
 2'8" x 6'8" ■
 2'10" x 6'8" ■
 3'0" x 6'8" ■
 3'6" x 6'8"

2'6" x 8'0"
 2'8" x 8'0"
 2'10" x 8'0"
 3'0" x 8'0"

**9 Panel**

2'6" x 6'8"
 2'8" x 6'8" ■
 2'10" x 6'8" ■
 3'0" x 6'8" ■■
 3'6" x 6'8" ■■

2'6" x 8'0"
 2'8" x 8'0"
 2'10" x 8'0"
 3'0" x 8'0"

**Centered Lite
8 panels**

2'6" x 6'8"
 2'8" x 6'8" ■
 2'10" x 6'8" ■
 3'0" x 6'8" ■■
 3'6" x 6'8" ■■

2'6" x 8'0"
 2'8" x 8'0"
 2'10" x 8'0"
 3'0" x 8'0"

**8 Panel Centre Arch**

2'6" x 6'8"
 2'8" x 6'8" ■
 2'10" x 6'8" ■
 3'0" x 6'8" ■■
 3'6" x 6'8" ■■

2'6" x 8'0"
 2'8" x 8'0"
 2'10" x 8'0"
 3'0" x 8'0"

**Full
Glass
Sidelite**

13" x 6'8"
 15" x 6'8"
 13" x 8'0"
 15" x 8'0"

**Kick
Panel
Sidelite**

13" x 6'8"
 15" x 6'8"

**Full
Glass
Panel
Sidelite**

13" x 6'8"
 15" x 6'8"

**Half
Glass
Panel
Sidelite**

13" x 6'8"
 15" x 6'8"

**3/4 Lite
Panel**

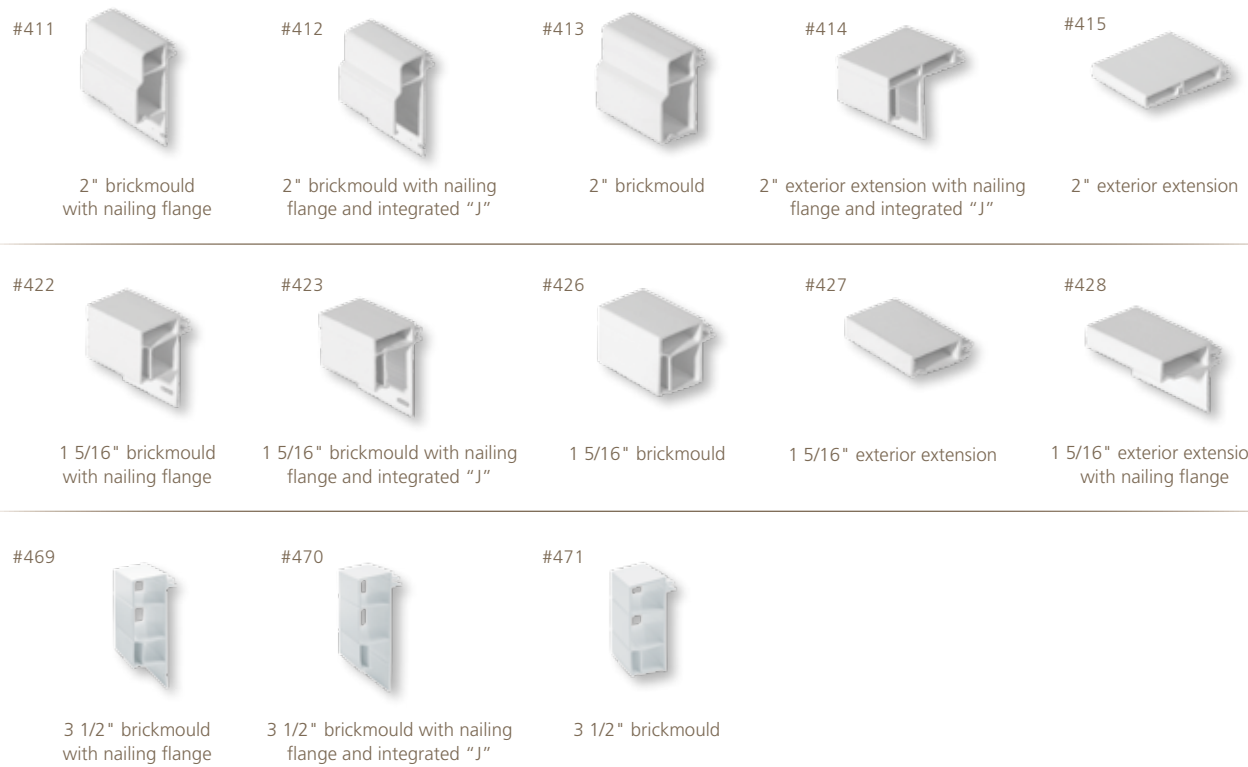
13" x 6'8"
 15" x 6'8"
 13" x 8'0"
 15" x 8'0"

WINDOW EXTERIOR FINISHING MOULDINGS



Exterior accessories for all-vinyl products

JELD-WEN offers an astonishing array of exterior finishing mouldings. They'll not only meet your needs, but add a personalized touch to your decor as well.



Exterior accessories for hybrid products

Windows



Doors



ENTRY DOOR OPTIONS

Wide variety of openings

Inward, outward, left, right, double opening.

Wide variety of frames

Standard dimensions of 4 9/16" to 6 9/16".

Other dimensions available with a combination of interior and/or exterior brickmoulds, vinyl or aluminum clad.

3 standard heights for steel doors


82 15/16" standard

81 1/2" renovation

94 7/8" (8 foot)

DOOR MOULDINGS

Vinyl Mouldings



VU-101

VM-271

VU-272

169

170

171

322

323

326

Aluminum Mouldings



3 1/2" brickmould
AL-038

1" brickmould
S-12052

1" exterior extension
AL-010

Wood Mouldings



1" finger-jointed or
non-finger-jointed pine brickmould

3 1/2" solid pine
brickmould

Interior Finish Types



Clear
non-finger-jointed

Finger-jointed

White vinyl wrap
extensions

Patio Door Handle Finish Options



Antique
Brass

Matte
Black

Antique
Nickel

Brushed
Chrome

Polished
Brass

White

COLOURS & GRILLES

The DF Collection of vinyl windows offers unprecedented accessory and colour options designed to meet the demands of both the renovation and new construction homebuilder markets.

CREATE A LOOK ALL YOUR OWN

The DF Collection offers the ability to select from a plethora of frame colour and grille options to create the look you want. Create a look with pizzazz by mixing and matching colour options to suit any project.



Smart Window Planning

Consider using more decorative options in the front of your home or on different elevations, a term known as “value engineering” — providing a way for you to focus the more valuable design elements on the front of your home creating more curb appeal, while using more economical window options in the back or on higher elevations. Some examples include using 3 1/2" brickmould or an exciting exterior colour on the front elevation only or using simulated divided lites in a casement window to create the appearance of a traditional double hung window.

Standard • Full Exterior, Brickmould Vinyl Window and Patio Door Colours



Aluminum Clad Colours for Exterior Steel Doors ■ Available in addition to standard colours above.



** Gentek Color Match*

Ask about our Vinyl Windows in non-standard colours

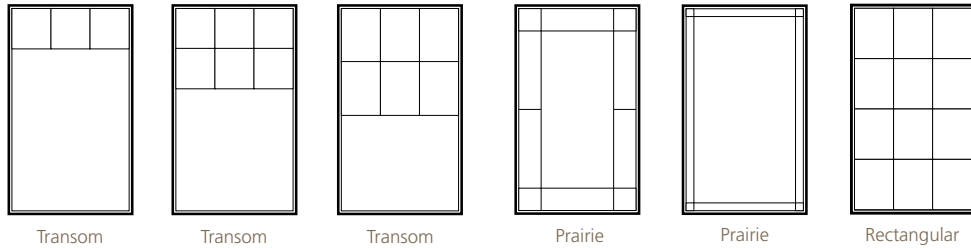
Variances in photography and printing may cause colours shown in this catalogue to vary from the actual finish.



USING GRILLES

Adding grilles to a window or patio door can create a unique and interesting look. Choose from low maintenance GBG (*Grilles Between Glass*) or create the authentic divided lite look with our SDL (*simulated divided lite*) bars.


Standard Grille Patterns



Simulated Divided Lites (SDL)

For an old-fashioned look, simulated divided lites can be applied to the interior and exterior glass surfaces. This permanent installation option is available with or without a shadow bar between panes of insulated glass. Grilles are available in 7/8", 1 3/8" and 2 5/16" sizes.

Grille Options



False Mullions


Add charm and distinction to your new windows with false mullions. To create a sash effect, false mullions are applied on interior and exterior glass surfaces.



Grilles Between Glass (GBG)

GBG are an aesthetic feature that provide a luxury appearance through various design patterns placed within the glass, making them an attractive and low maintenance decorative option.

Georgian



Tubular



Square

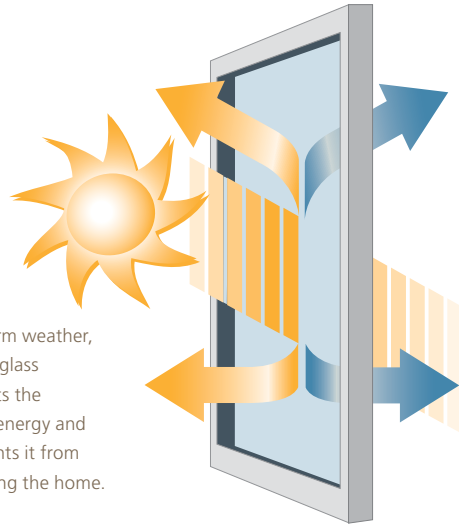


Flat



GLASS OPTIONS LowE

Our high-performance LowE insulating glass lowers energy costs, helps homes stay cooler in the summer and warmer in the winter, prevents fading of interior furnishings and reduces condensation. It also delivers greater visible light transmittance than tinted glass.



In warm weather, LowE glass reflects the sun's energy and prevents it from entering the home.

In cold weather, LowE glass reduces the amount of heat lost by reflecting it back inside.

TEXTURED GLASS



Clear Glass



Glue Chip



Spectrum Seedy



Narrow Reed



Rain



Obscure



Sandblast tempered only

ENERGY STAR®

The International Energy Star Symbol

A proud member of the ENERGY STAR program in the window, sliding glass door and entry door categories, JELD-WEN continues to be an industry leader in energy efficiency. Subject to rigorous testing against the harsh extremes of the Canadian climate, JELD-WEN ENERGY STAR certified windows and doors received recognition for superior performance in 2009, 2010 and 2012 for Participant of the Year, Sustained Excellence and Manufacturer of the Year respectively. JELD-WEN continues to strive for energy efficiency in all stages of the manufacturing process as well as in real-world performance. For a difference you can see, trust JELD-WEN as your leader in energy efficiency.



AS A COMMITTED ENERGY STAR PARTNER SINCE 2004,

JELD-WEN has won multiple awards

FOR EXTRAORDINARY ACHIEVEMENT
IN ENERGY EFFICIENCY.

TEN essential steps FOR PROPER WINDOW INSTALLATION

When you purchase high-quality products such as JELD-WEN windows and doors, it is especially important to call on qualified installers. To learn more about proper window installation, maintenance and how it's done, we have developed a dedicated resource right on our website, which you can access below.



Take a picture of the code with your mobile device and learn how to install a window in 10 easy steps.

http://www.jeld-wen.ca/resources/installation_and_maintenance/

OUR WARRANTY TO YOU

Our Real Life Warranty is our promise that the window or door you choose will perform in real life situations – from seasonal changes to daily use. The information contained here does not represent the full legal JELD-WEN warranty. For full warranty details (including exclusions and commercial warranty coverage), or to register your JELD-WEN warranty, please visit www.jeld-wen.ca.

JELD-WEN Vinyl Window And Patio Door Limited Warranty

What This Warranty Covers

Except as set forth in the Special Coverages section beside, we warranty that if your JELD-WEN product exhibits a defect in material or workmanship within the time periods from the date of manufacture as specified below, we will, at our option, repair, replace or refund the purchase price of the Product or component part. Skilled labour (where deemed necessary by us) to repair or replace any component is provided for two (2) years from the date of manufacture. This warranty covers products manufactured on or after July 1, 2010.

Lifetime Warranty

We warranty our products to the original owner of the owner-occupied single-family residence in which they are initially installed for as long as you own and occupy your residence.

Transferability

In the event you sell your residence or it becomes occupied by other than the original owner, the warranty is ten (10) years from the date of manufacture.

Special Coverages

The following special coverages include free replacement parts

- **ImpactGuard® Glass:** Ten (10) years.
- **Special Glazings:** Five (5) years on special glazing options including, but not limited to laminate, leaded or decorative glass.
- **Blinds/Shades Between the Glass:** Ten (10) years on insulated glass unit (including the seal), the external control mechanism, and the operation of the shade/blind.
- **Triple-Glazed Products:** Twenty (20) years.
- **Spontaneous Glass Breakage:** One (1) year free glass replacement and skilled labour required to replace on sealed units installed in windows or patio doors (excluding laminated glass and special glazings). Spontaneous breakage occurs when the glass develops a crack without sign of impact.
- **Coloured Exterior:** Ten (10) years on factory applied painted exterior colour against excessive colour change.

JELD-WEN Exterior Door Slab And System Warranty

What This Warranty Covers

We warrant to the original owner if your JELD-WEN product exhibits a defect in material or workmanship within the time periods from the date of purchase as specified below, we will, at our option, repair, replace or refund the purchase price of the Product or component part. Skilled labour (where deemed necessary by us) to repair or replace any component is provided for one (1) year from the date of purchase. This warranty covers products manufactured on or after May 1, 2012.

Limited Warranty

- **Door Slabs:** Including any glass inserts, miscellaneous hardware and accessories provided and installed by us.
- **Steel Exterior Doors:** Ten (10) years.
- **Fibreglass Exterior Doors:** As long as you own and occupy your residence.
- **FiberLast® Engineered Composite Exterior Doors:** As long as you own and occupy your residence.
- **Wood Exterior Doors:** Five (5) years.
- **Door Frames:** One (1) year.
- **Spontaneous Glass Breakage:** One (1) year free glass replacement and skilled labour required to replace on sealed units installed in windows or patio doors (excluding laminated glass and special glazings). Spontaneous breakage occurs when the glass develops a crack without sign of impact.
- **Blinds/Shades Between the Glass:** Ten (10) years on insulated glass unit (including the seal), the external control mechanism, and the operation of the shade/blind.

- **Clad Finish:** Ten (10) years against peeling, checking, cracking or exhibiting excessive chalk, fading or colour changes. Kynar® finishes are warranted for twenty (20) years. Note: Clad products installed within 2 kms of a salt-water source or other corrosive environment require additional and specific maintenance. Refer to our full care and maintenance instructions on jeld-wen.ca

How to Get Assistance

If you have a problem with your JELD-WEN Product, contact the retailer or contractor from whom you purchased your product, or contact us directly:

Mail: JELD-WEN Service Department
90, rue Industrielle, Saint-Apollinaire, Quebec G0S2E0

Phone: 800-463-1930

Fax: 888-998-1599

We can respond quickly and efficiently if you provide the following information: a/ product identification (from the original order/invoice, spacer code, permanent label, or the window identification number found on the corner of the glass), b/ how to contact you, c/ the address where the product can be inspected, and d/ a description of the apparent problem and the product (photographs are helpful). If you have previously registered your warranty on www.jeld-wen.ca please provide the warranty registration number.



The JELD-WEN® website is your ultimate resource for learning about our reliable windows and doors. It has all the product information and design advice you need. Visit us at www.jeld-wen.ca today.

RELIABILITY *for real life*®



JELD-WEN
WINDOWS & DOORS

JELD-WEN reserves the right to change product options and specifications without notice.

www.jeld-wen.ca

12C-610A 1/13 Printed in Canada

